


March 2021



WALK-IN & DRIVE-UP VISITS

11,664


376

average per day

1,239
average per day

ITEM CHECKOUTS

38,411



PROGRAM PARTICIPANTS



559

35
total programs

19.4
users per day

COMPUTER USAGE HOURS

604



QUESTIONS ANSWERED

5,170

VIDEO VIEWS

897

